

2026 PAPA Regional Technical Meeting

2025 PennDOT LTS Review

2025 DATA - LTS and HOLA Lots

Categories:

- Wearing & Binder Courses (Old 409, New 413 & SMA 419)
- Base Course

2025 LTS SAMPLES OVERVIEW

NUMBER OF INCREMENTS PROCESSED BY LTS

	ACCEPTANCE	OTHER	TOTAL
IGNITION AND SOLVENT SAMPLES	4081	725	4806
DENSITY SAMPLES	3448	130	3578
LONGITUDINAL JOINT SAMPLES	817		817
GMM SAMPLES		736	736
		TOTAL	9937

2025 Asphalt Mix Testing

Testing:

- 1187 Lots- Mixture Acceptance by box sample
- 1039 Lots – Density Acceptance by pavement core

Failure:

- 7 Asphalt Content failures
- 10 Gradation failures
 - 10 #200 Sieve
 - 0 Primary Control Sieve
- 8 Density failures

Retests Requested:

- # Requested = 26 (1 cancelled)
- Retest Results
 - Passed: Result was better than original = 21
 - Result stayed the same = 4
 - Failed: Result was worse than original = 0

2025 Asphalt Mix Testing

Percent Pay (#Lots):

- Asphalt Content
 - >100%: 735
 - 100%: 253
 - <100%: 199
- Gradation: No. 200 Sieve
 - >100%: 771
 - 100%: 254
 - <100%: 162

Percent Pay (#Lots):

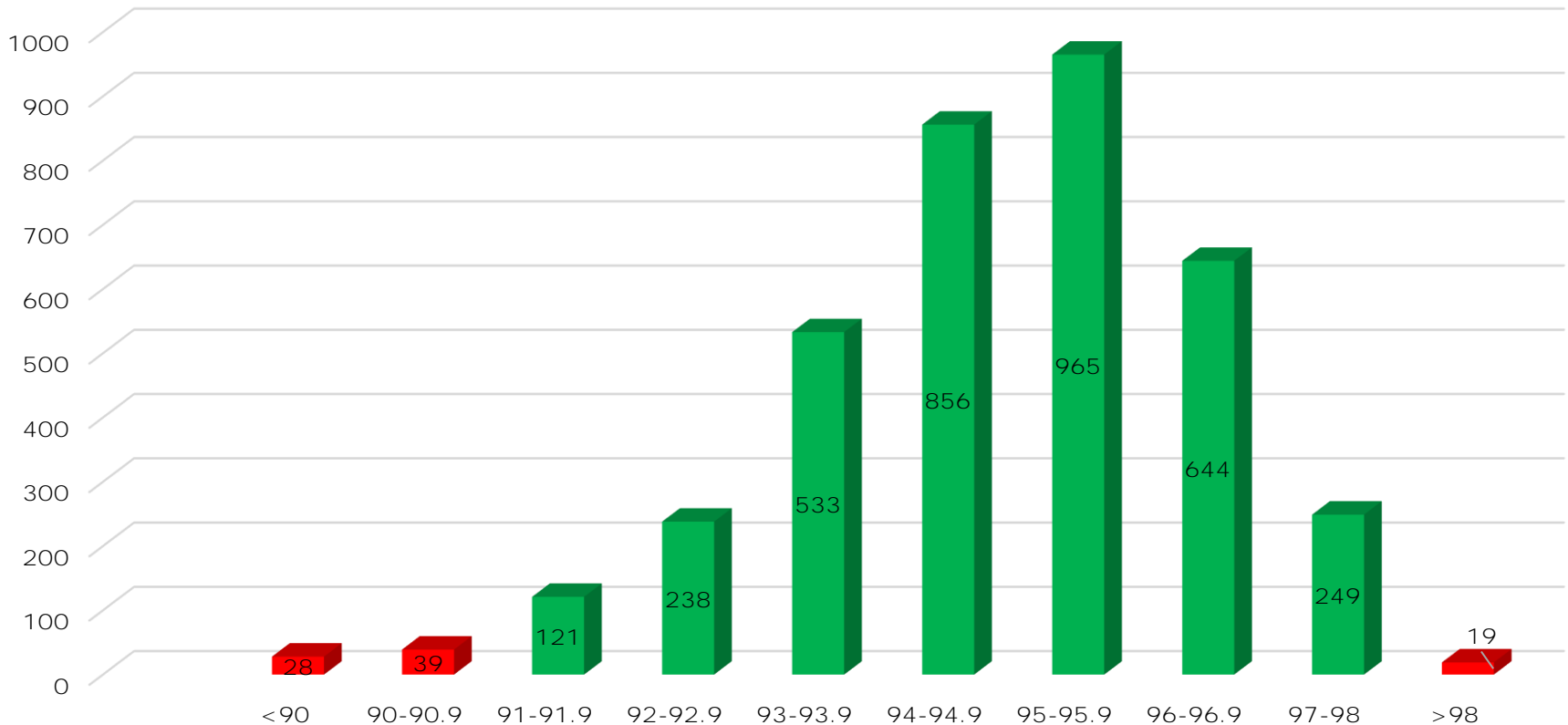
- Gradation: PCS
 - >100%: 752
 - 100%: 3
 - <100%: 167
- Density
 - >100%: 771
 - 100%: 192
 - <100%: 78

2025 LONGITUDINAL JOINT SAMPLES

LONGITUDINAL JOINT SAMPLES	
NUMBER OF INCREMENTS	817
NUMBER OF LOTS (Sample Groups Completed)	180
INCENTIVE	DISINCENTIVE
\$ 957,700	\$ 98,500

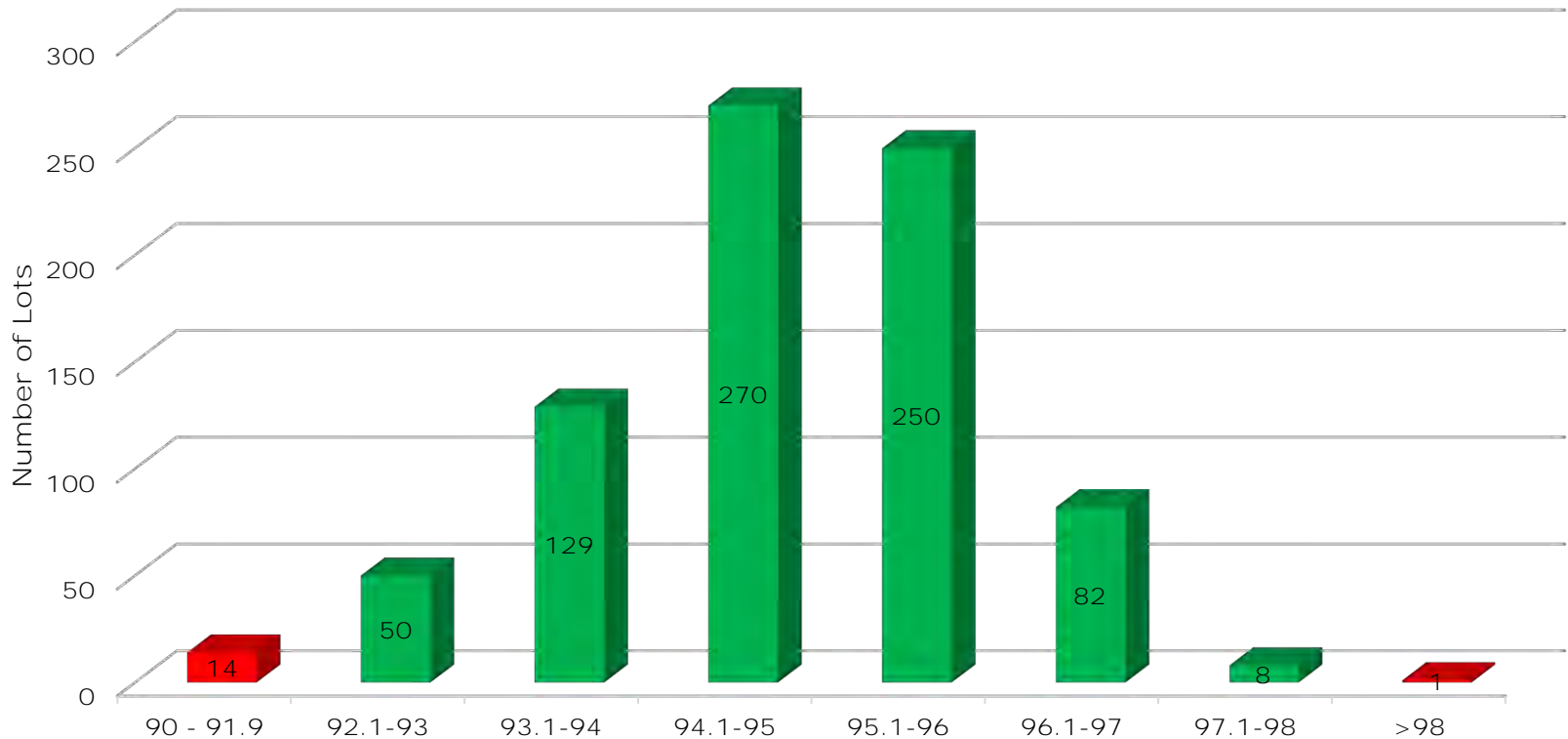
2025 Statewide Density Distribution Wearing and Binder Courses – Increments

Total = 3692



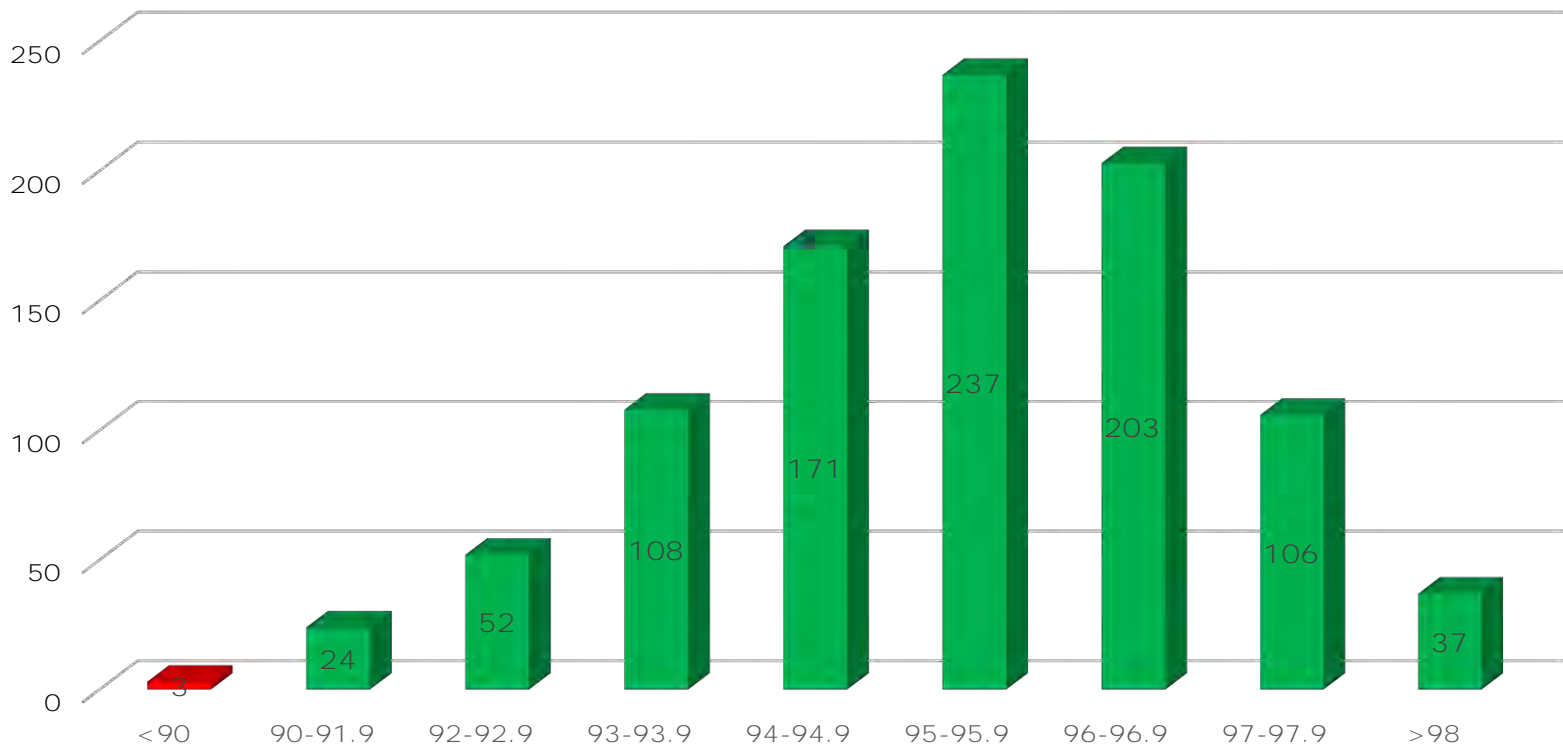
2025 Statewide Density Distribution Wearing and Binder Courses – Lot Averages

Total = 804

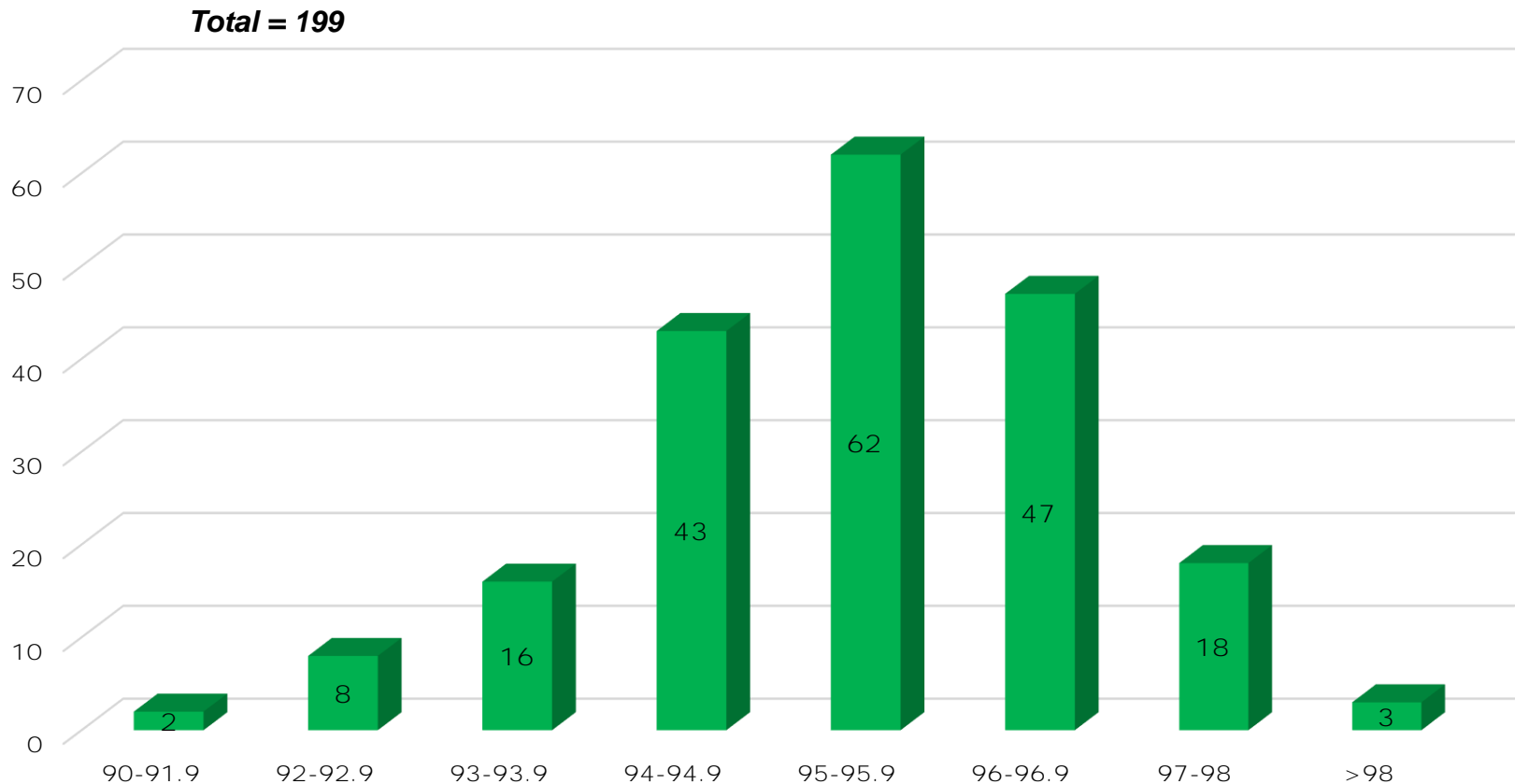


2025 Statewide Density Distribution Base Courses – Increments

Total = 941



2025 Statewide Density Distribution Base Courses – Lot Averages



QUESTIONS?

Jay Sengoz

csengoz@pa.gov