



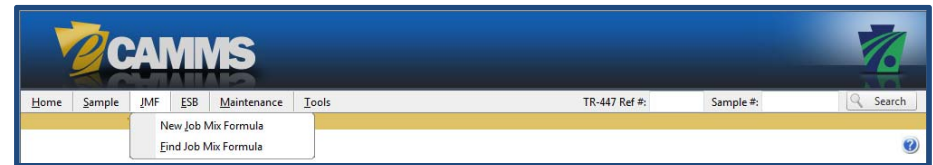
# **eCAMMS Update**

**PAPA/PennDOT Bus Tour**

**August 2016**



## JMF Submission and Approval



**eCAMMS JMF Workflow** process manages Job Mix Formula (JMF) records.

As they are entered and reviewed, JMFs are routed through the automated process:

- **Supplier entry of JMFs**  
Authorized designers enter JMFs directly in **eCAMMS**.
- **Automated submission and review process**  
After creating the JMFs, suppliers submit them electronically to PennDOT districts for online review. Reviewed JMFs are approved or returned through the workflow for supplier correction and resubmission.
- **Status tracking and e-mail notifications**  
All movement is tracked in the system for easy reference. E-mail notifications are generated automatically as JMFs are submitted, reviewed and approved.



## Quality Control Testing



**eCAMMS Quality Control Testing** process records suppliers' QC test results.

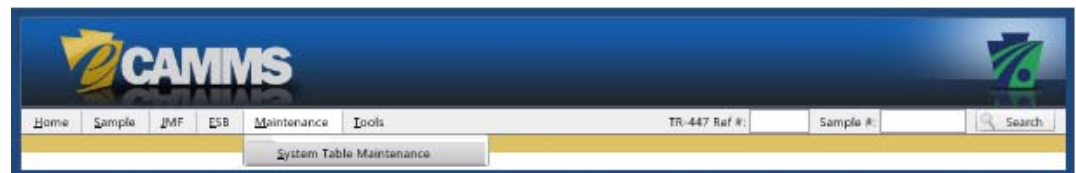
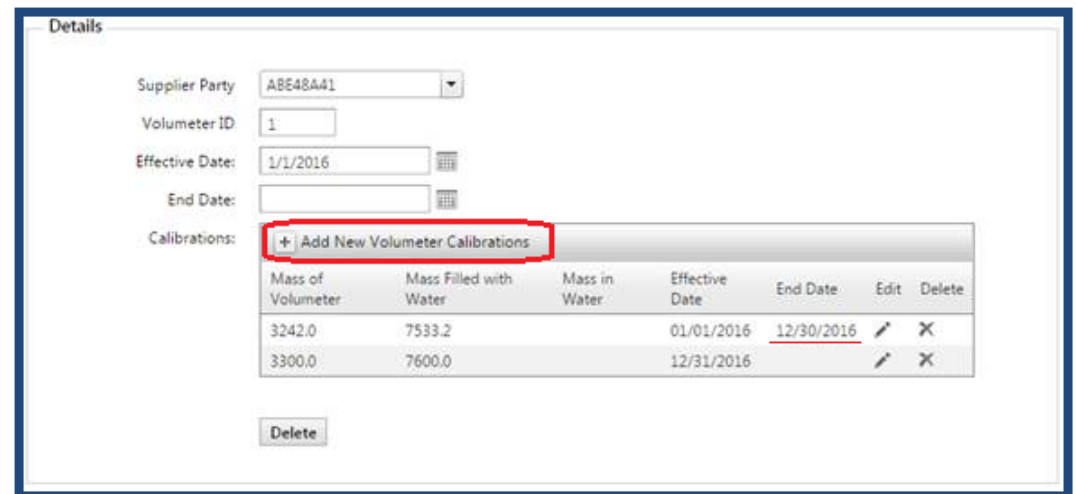
The eCAMMS ESB Bituminous Quality Control Testing module replaced the former ESB Excel® spreadsheet as the official mechanism to record plant QC results.

- **Supplier entry of bituminous quality control test results**  
Authorized plant personnel enter CQ test data directly in **eCAMMS** daily.
- **Review process**  
PennDOT districts review data online. LTS reviews data online to determine if a request for retest of an Acceptance Lot is justified.

## Quality Control Testing - Managing Volumeter Calibrations

If a volumeter is used in QC testing, a record must be created using the **Maintenance – System Table Maintenance** menu before QC results are entered.

- Create one entry for each unique volumeter.
- When a volumeter's calibration is rechecked, the results should be entered using **Add New Volumeter Calibrations** and the previous entry end-dated.

The screenshot shows the 'Details' page for a volumeter. The 'Supplier Party' is set to 'ABE48A41'. The 'Volumeter ID' is '1'. The 'Effective Date' is '1/1/2016'. The 'End Date' is empty. The 'Calibrations' section has a red box around the '+ Add New Volumeter Calibrations' button. Below this is a table with two rows of calibration data.

Mass of Volumeter	Mass Filled with Water	Mass in Water	Effective Date	End Date	Edit	Delete
3242.0	7533.2		01/01/2016	12/30/2016		
3300.0	7600.0		12/31/2016			

A 'Delete' button is located at the bottom of the page.



## Plant Shipment Data



**eCAMMS Plant Shipment** process records suppliers' shipments of material.

The eCAMMS ESB Plant Summary Shipment Entry module replaced the former ESB Excel® spreadsheet as the official mechanism to record plant shipments.

- **Supplier entry of plant shipment data**  
Authorized plant personnel enter shipment data directly in **eCAMMS** daily.
- **Review process**  
PennDOT districts review plant shipment data

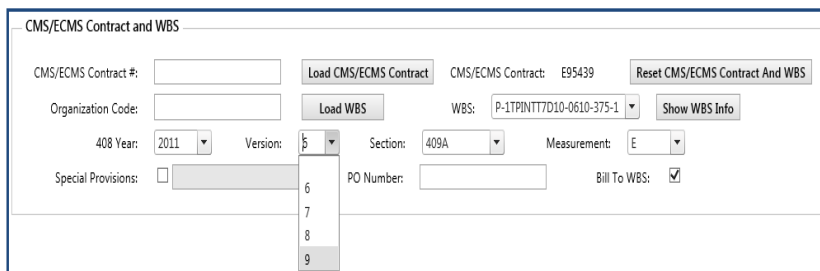
## PWT Special Provision

Intervention is necessary for samples of projects prior to Pub. 408, 2011, version 9 to which the PWT special provision applies.

In **eCAMMS**, samples pre-populate with the Pub. 408 version that was effective on the date the contract was let.

If the PWT special provision is applicable, click the Version dropdown and manually select “9”.

From the Section dropdown, select 409APWT or 409BPWT.



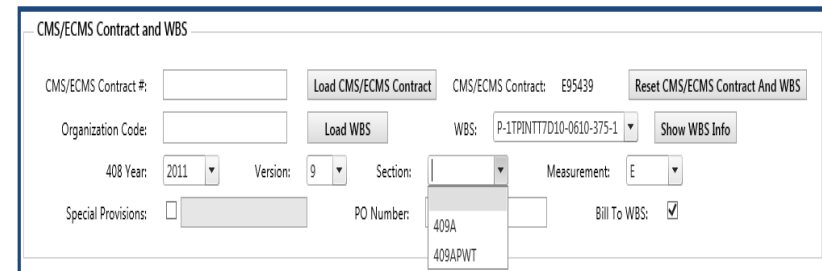
CMS/ECMS Contract and WBS

CMS/ECMS Contract #:  Load CMS/ECMS Contract CMS/ECMS Contract: E95439 Reset CMS/ECMS Contract And WBS

Organization Code:  Load WBS WBS: P-1TPINT7D10-0610-375-1 Show WBS Info

408 Year: 2011 Version: 6 Section: 409A Measurement: E

Special Provisions: ☐ PO Number:  Bill To WBS: ☒



CMS/ECMS Contract and WBS

CMS/ECMS Contract #:  Load CMS/ECMS Contract CMS/ECMS Contract: E95439 Reset CMS/ECMS Contract And WBS

Organization Code:  Load WBS WBS: P-1TPINT7D10-0610-375-1 Show WBS Info

408 Year: 2011 Version: 9 Section:  Measurement: E

Special Provisions: ☐ PO Number:  Bill To WBS: ☒